

Zirkonzahn[®]

Human Zirconium Technology



100% PRETTAU[®] ZIRCONIA - MADE BY CAD/CAM

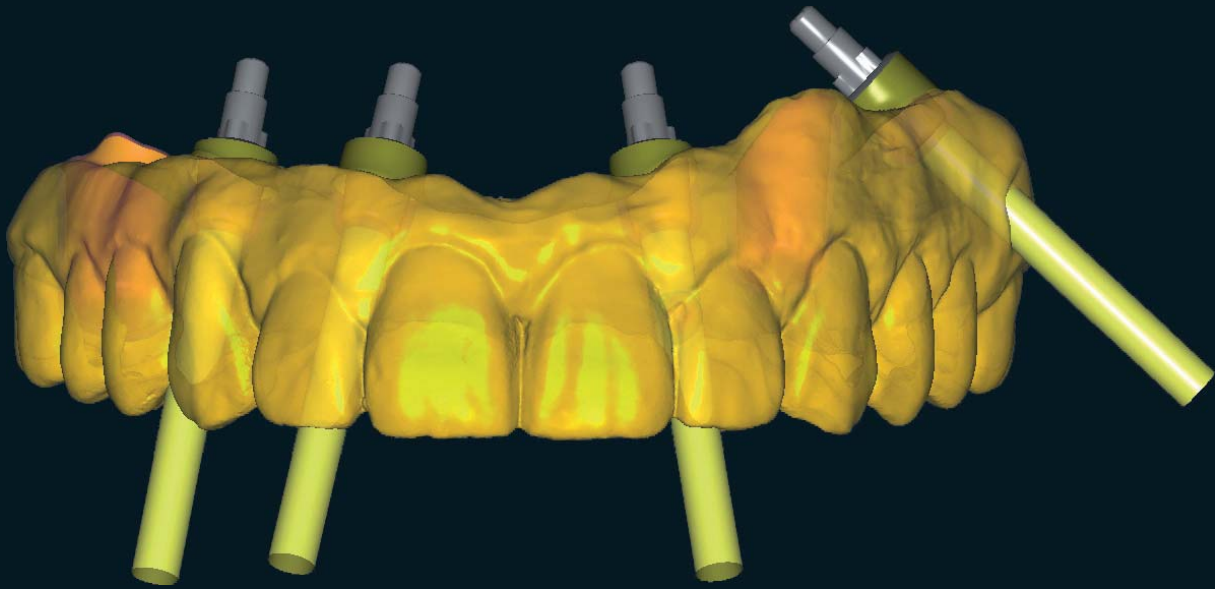
“Perfection through perseverance“ Enrico Steger

Screw-retained Prettau® bridge on 6 very divergent implants

The Prettau® bridge was occlusally screwed on to 4 implants. Considering that 2 implants were considerably divergent, and consequently that the insertion canals of the screws would have exited from 23 and from 16 on the dorsal side, these two implants were compensated by abutments.


To begin with, we created a model with a copy of the natural teeth. The teeth were then processed via double scan and digital modelling techniques. By means of 5-axis simultaneous milling using the CAD/CAM System 5-TEC we generated the prosthesis from a 30 mm zirconia block.

In order to provide the restoration with an especially natural look, we coloured it with the new watercolour tones of the Colour Liquid series, Colour Liquid Prettau® Aquarell. After sintering, we layered the gingival and incisal areas of the front teeth with ICE Zirkon Ceramic. The ceramic was not applied to the remaining Prettau® Zirconia teeth. Finally, we coloured and glazed the whole structure. The titanium bases were then glued so as to ensure perfect passive fit.



The Prettau® Bridge

Dentallabor Kretschmer GmbH – Dentist: Dr. Veit Gutzschebauch
Georg Walcher – Zirkonzahn Education Center




Zirkonzahn®



Milled with Zirkonzahn CAD/CAM System 5-TEC

HUMAN ZIRCONIUM TECHNOLOGY

ZIRKONZAHN Worldwide - Tel +39 0474 066 680 - info@zirkonzahn.com - www.zirkonzahn.com



WEAA5439=

All information is subject to change. Errors and omissions excepted. Version: 29.03.2012